

# PROCO

*The Expansion Joint and Check Valve People*



**PROFLEX™ RUBBER CHECK VALVES SERIES 700**



# PROCO SERIES 700

**The PROCO Series 700 ProFlex™** Rubber Check Valves are a cost effective way to control back pressures from sewage treatment plants, outfalls and tidal operations. They are a fully passive flow device requiring neither maintenance nor any outside sources of power or manual assistance to operate.

The PROCO Series 700 ProFlex™ Check valves are offered as direct replacements for ineffective and maintenance ridden flap type check valves, commonly known to seize, rust and bind in unwanted positions. Unlike flap type valves, the ProFlex™ rubber check valves will handle large obstructions without jamming or having swing gates binding open. Specify the PROCO Series 700 ProFlex™ rubber check valves to provide backflow protection from (1) Sewage slurries, (2) Outfalls to ocean fronts from heavy rainfall activity, (3) Prevention from land erosion due to back flow conditions, (4) Protection from saltwater to fresh water ponds and catch basins and numerous other water based applications. Our history in the manufacture of rubber piping products dates back to 1930. When an engineered solution is needed to solve a piping or backflow problem, call PROCO.

The Proco Series 700 ProFlex™ Rubber Check Valves are available in the following styles:

- **Style 710: Flanged:** Designed to bolt directly to existing flanges or new installations, flanges are drilled to ANSI 125/150# standard. Other drilling standards are also available upon request. The style 710 can be installed in either vertical or horizontal applications.
- **Style 710TT: Flanged Blending System Valves:** The Patented Torsionally twisted valve is designed to bolt directly on existing or any new installations. This valve is supplied to ensure proper mixing in potable water reservoirs and tanks. The torsional design ensures quick and accurate blending which provides a properly blended volume of potable water.
- The Hydraulic Blending Analysis provided by Proco ( based on CFD and engineered scale modeling) supplies the contractor/end user with strategic location points for each valve. All valves will be ANSI/NSF-61 certified.
- **Style 711/731 Flanged/Slip-on Slope Bottom Check Valves:** Designed for installation on pre-existing or new pipe lines such as manholes, outfalls, vaults, where the outfall invert of the pipe is close to the floor of the manhole or outfall. Can be engineered into the pipe layout with little concern for outfall clearance due to its "low slope" design.

- **Style 720: Flanged In-line:** Designed to fit directly inside of an existing pipe. Supplied with a flat face rubber flange which allows installation between existing pipe flanges eliminating the requirement for a valve body. Flanges are drilled to ANSI 125/150# standard. Other drilling standards are also available upon request.
- **Style 730: Sleeve Type:** Designed to easily slip over an existing pipe, and is affixed with heavy-duty stainless steel clamps. Can be installed in either a vertical or horizontal application.
- **Style 730M: Molded Type:** Molded Type : A economical engineered valve, available in smaller pipe diameter ranging from 3/4" -6" nominal sch 40 pipe size. Designed to prevent odors and low back pressures from seeping back up the stream channel. Supplied with stainless steel gear clamps.
- **Style 730CBD: Coarse Bubble Diffusers:** Designed to provide excellent coarse bubble diffusion in settling ponds, tanks, reservoirs, Supplied with a stainless steel Hex nipple, PVC adapter and variable orifices, makes this the valve of choice.
- **Style 740: Slip In-Inline:** Designed to slip directly inside of an existing pipe. Supplied with a stainless steel expandable clamp to secure it in place.
- **Style 750: Jacketed:** Designed with a full metal enclosure which allows easy installation in existing piping systems. Utilizes the Style 710 as the check valve.
- **Style 770/780: Wafer Style:** Designed with a metal or plastic orifice plate and a rubber disk , this valve is an ideal valve to provide high back pressure capability on clean water applications.
- **Style 790: Low Headloss In-Line:** Designed as an all one piece constructed valve, the Style 790 is one of lowest headloss valves on the market. A passive flow device ensuring no delamination.

**ELASTOMERS:** All of the PROCO Series 700 ProFlex™ Rubber Check Valves are available in a various selection of elastomers including ANSI/NSF-61 certified product under UL Certification #MH47689. The PROCO Series 700 ProFlex™ Rubber Check Valves will not freeze or deform and function solely on the inlet and back pressures which will be present in each application.

Each valve is carefully constructed using the finest of engineered materials and some of the most experienced rubber technicians in the industry. All check valves are engineered in precise detail to ensure proper operation and will provide years of unhindered operation and trouble free service.

## Benefits of the PROCO Series 700 ProFlex™ Rubber Check Valves:

- All rubber construction resists abrasive slurries
- Barnacle resistant Neoprene is standard construction, with ANSI/NSF-61 certified valves also available
- Very quiet operation with no water hammer
- Its unique design prevents backflow
- Negligible maintenance and energy costs
- Will not warp or freeze
- Quick interchange with any flap type check valve
- Available in sizes 1" - 96"
- Available with special I.D to suit concrete pipe

**Table 1: Available Materials • Temperatures**

For Specific Elastomer Recommendations, See: **PROCO™ "Chemical To Elastomer Guide"**

PROCO Material Codes	Cover <sup>3</sup> Elastomer	Tube Elastomer	Maximum Operating Temp. °F (°C)
BB	Chlorobutyl	Chlorobutyl	250° (121°)
EE	EPDM	EPDM	250° (121°)
NH	Neoprene	CSM	212° (100°)
NN	Neoprene	Neoprene	225° (107°)
NN-NSF61 <sup>2</sup>	Neoprene	Neoprene	225° (107°)
PP	Nitrile	Nitrile	212° (100°)
NR	Neoprene	Natural Rubber	180° (82°)

Notes: ProFlex™ is a trademark of PROCO Products, Inc.

All products are reinforced with polyester tire cord.

1. Styles with Neoprene covers meet all requirements of U.S.C.G.

2. NN-NSF/61 UL Classified Water Quality

3. Other materials available. Please contact Proco Products

**PROCO Office hours are: 5:30 am to 5:15 pm (PST) • Monday thru Friday**



Proco  
Style **710**

**ProFlex™ Flanged  
Rubber Check Valves**



Proco  
Style **710TT**

**ProFlex™ ANSI/NSF-61  
Flanged Blending System Valves**  
*Covered by U.S. Patent No. 11,396,951*



Proco  
Style **711**

**ProFlex™ Flanged  
Slope Bottom Check Valves**  
*Covered by US Patent Number 11,221,081*



Proco  
Style **720**

**ProFlex™ In-line Flanged  
Rubber Check Valves**



Proco  
Style **730**

**ProFlex™ Slip-on  
Rubber Check Valves**



Proco  
Style **730M**

**ProFlex™ Low Pressure  
Molded Rubber Check Valves**



Proco  
Style **730CBD**

**ProFlex™  
Coarse Bubble Diffusers**



Proco  
Style **731**

**ProFlex™ Slip-on Slope  
Bottom Check Valves**  
*Covered by US Patent Number 11,221,081*




Proco  
Style **740**

**ProFlex™ Slip-in Style In-line  
Rubber Check Valves**



Proco  
Style **750**

**ProFlex™ Jacketed  
In-line Flanged  
Rubber Check Valves**



Proco  
Style **770/780**

**ProFlex™ Wafer  
Style In-line Flanged  
Rubber Check Valves**



Proco  
Style **790**

**ProFlex™ Low  
Headloss In-line  
Rubber Check Valves**

# PROCO STYLE 731

## ProFlex™ Slip-On Slope Bottom Check Valves



The **Proco Style 731 ProFlex™** check valves are engineered for installation on pre-existing pipe lines such as manholes, outfalls, vaults, where the outfall invert of the pipe is close to the floor of the manhole or outfall. When a new installation is being designed, the 731 valves can be engineered into the pipe layout with little concern for outfall clearance due to its "low slope" design.

The new Style 731 check valves allow the valves to be installed without any costly and labor intensive changes to the existing structure. The 731 is engineered to crack open at 1-2" of head pressure and with its unique engineered sloping bottom, the valve ensures zero potential for standing water. With its all elastomer design, the valve can be installed without concern for the future seizing or rusting which can cause premature failure and maintenance issues.

### How Does it Work?

The advantage to the Style 731 is the sloping bottom which has been developed to offset the issues commonly affiliated with other flat bottom valves which often entrap solids and flows due to its design. The 731 has been carefully designed to prevent this issue and has a minimal slope

which allows complete drainage yet still ensures easy installs on minimal clearance areas.

The Style 731 has been engineered to provide a full port which is important in dealing with headloss and jet velocities.

The valve is manufactured with 100% algae and barnacle resistant rubber and is also 100% fire resistant.

### Advantages:

- Unique bottom slope design ensures 100% drainage
- Installs in flat outfall designs
- Available in both flanged and slip-on design
- An excellent choice for manholes and outfall installation
- Ensures sealing from rubbish and small solids

### Materials of Construction

Neoprene, ANSI/NSF-61 certified product elastomers, EPDM and other elastomers available.

### Mounting Clamps

304 or 316 Stainless Steel

Style 731											
Diameter		Standard Valve Dimensions								Approx. Weight	
		Cuff Width		Length		Duckbill Height		Eccentric Slope			
in.	mm	in.	mm	in.	mm	in.	mm	in.	mm	lbs	kgs
4	100	3.0	76	12.8	326	8.7	222	1.0	25	15	6.8
6	150	4.0	102	16.3	414	14.9	378	2.0	50	23	10.4
8	200	4.0	102	19.1	485	17.9	454	2.0	50	36	16.3
10	250	4.0	102	22.7	577	20.4	518	2.0	50	52	23.6
12	300	6.0	152	27.8	707	23.9	608	2.0	50	59	26.8
14	350	6.0	152	29.2	742	26.7	678	2.0	50	76	34.5
16	400	6.0	152	31.8	807	31.0	788	2.0	50	90	40.8
18	450	6.0	152	33.9	862	33.0	838	2.0	50	130	59.0
20	500	8.0	203	36.9	938	37.7	958	2.0	50	200	90.7
24	600	8.0	203	44.2	1123	43.1	1096	2.0	50	215	97.5
30	750	10.0	254	48.1	1223	52.7	1339	3.0	76	460	208.7
32	800	10.0	254	52.0	1322	53.2	1352	3.0	76	502	227.6
36	900	10.0	254	53.3	1354	54.5	1384	3.0	76	585	265.4
40	1000	10.0	254	59.2	1504	66.5	1690	3.0	76	912	413.5
42	1050	12.0	305	62.4	1584	69.5	1766	3.0	76	1075	487.6
48	1200	12.0	305	63.2	1605	71.6	1818	3.0	76	1350	612.3
54	1350	12.0	305	73.6	1870	89.8	2280	3.9	100	1630	739.4
60	1500	12.0	305	77.6	1970	94.9	2410	3.9	100	1715	777.9
64	1600	12.0	305	78.5	1995	101.6	2580	3.9	100	1777	805.9
66	1650	12.0	305	79.7	2025	103.9	2640	3.9	100	1808	819.9
72	1800	12.0	305	84.8	2155	115.9	2945	3.9	100	1900	861.8
78	1950	14.0	356	91.2	2316	124.0	3150	3.9	100	1993	903.8
84	2100	16.0	406	99.8	2536	125.6	3190	3.9	100	2085	945.7
96	2400	16.0	406	106.9	2716	137.4	3490	3.9	100	2270	1029.7

Notes: Higher back pressures can be provided by using internal vacuum supports and/or engineered Hi-Tensile reinforcement, contact PROCO.

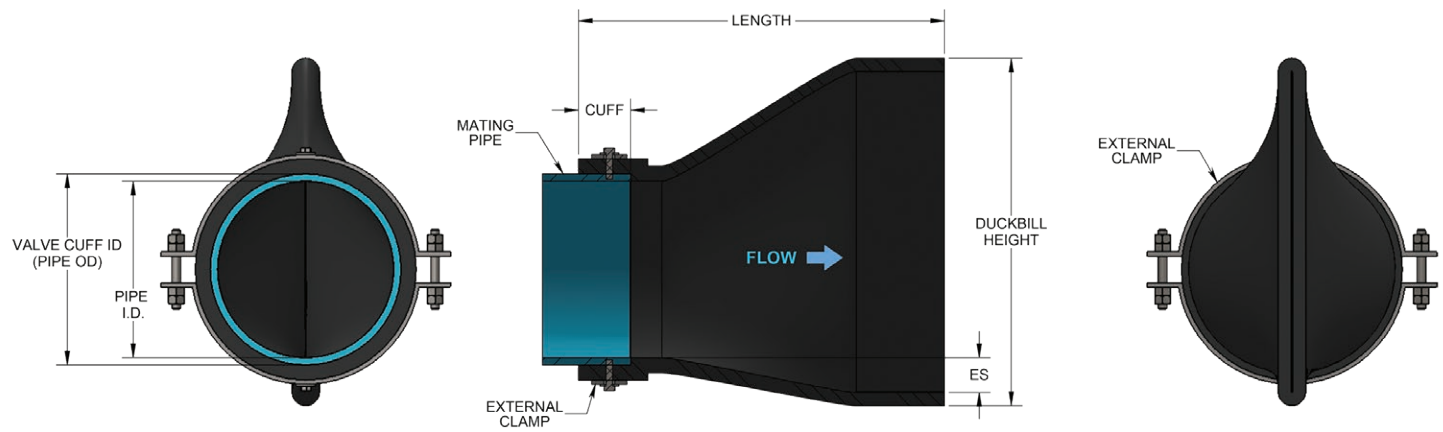
1. Dimensions are approximate and may change due to pipe dimension changes, inlet, back pressures and flow rates.
2. Larger sizes available upon request.
3. Weights are approximate.

The ProFlex™ Slope-Bottom Style 711 & 731 Check Valves are covered by US PATENT NUMBER 11,221,081





Detail of the *ProFlex™* Flanged/Slip-On Slope Bottom Check Valve; Style 731



The *ProFlex™* Slope-Bottom Style 711 & 731 Check Valves are covered by US PATENT NUMBER 11,221,081



# Frequently Asked Questions

## ProFlex™ Check Valves

### 1. Does the ProFlex™ rubber check valve have to be installed in a certain position?

Yes; it should be installed in a vertical position with the bill being the vertical. In zero clearance situations the valve can be rotated up to 30-35 Deg to gain bottom clearance if required.

### 2. In which degree can the ProFlex™ rubber check valve be installed?

Because the valve is not reliant on any hinges, gates, or weights the ProFlex™ rubber check valve can be installed in any angle from vertical to horizontal.

### 3. What is "Back Pressure"?

When the ProFlex™ rubber check valve is submerged in a liquid it is subjected to external pressure. It is critical that the maximum depth that the valve will be submerged is specified as this will be considered the maximum back pressure that the valve will be subjected to.

### 4. What is the cracking pressure to allow the valve to open?

It typically takes 1" to 2" of head pressure over back pressure to crack open all 700 series valve(s). For the Series 790 it will take approximately 33-50% of pipe diameter to flush the valve completely. Contact Proco for further assistance.

### 5. What back pressures can the ProFlex™ rubber check valve withstand?

Back pressures are in direct relation to the size of the valve, on the smaller diameters it is acceptable to specify up to 200 psi of back pressure and on larger diameters a back pressure limitation would be approximately 12 psi. Each ProFlex™ rubber check valve is manufactured to the exact line pressure, back pressure and flow rates which we require from you for manufacture. Proco can even supply valves up to 650 psi utilizing internal back pressure supports.

### 6. What are the most common installations?

The ProFlex™ 710 flanged rubber check valve is bolted directly to a head wall replacing an existing flap gate, the ProFlex™ 730 sleeved type rubber check valves are clamped directly to a fabricated flanged nipple or clamped directly to an existing pipe.

### 7. Can I use the ProFlex™ rubber check valve on potable water applications?

The ProFlex™ rubber check valves are available with an ANSI/NSF-61 certified elastomer. Due to the large demand for clean water and potable applications, this will eliminate the concerns commonly affiliated with contaminants or leaching of elastomers in potable water systems.

### 8. Can the ProFlex™ rubber check valve be installed on an "out of round" pipe?

Yes, please have the approximate dimensions from 4 different angles to provide proper sizing.

### 9. Can river currents and ocean waves damage the valves?

In most cases river currents and ocean waves will not damage the ProFlex™ rubber check valves, but if currents or waves in question are of an abnormal nature, it is suggested that side walls or rock pilings are utilized.

### 10. Can the ProFlex™ rubber check valve be used as a pressure relief valve?

The ProFlex™ rubber check valves have been designed to offer superior service as a backflow preventer and can also be considered as a pressure relief valve. Often used on reservoirs to prevent hydraulic lifting or floating of tanks.

### 11. Can PROCO make a special design to suit my requirements?

In most instances the ProFlex™ rubber check valve can be fabricated to suit different applications. Contact PROCO for your requirements.

### 12. What types of elastomer are available?

The ProFlex™ rubber check valves can be manufactured and supplied to withstand almost any type of media. Most commonly supplied is a barnacle and algae resistant Neoprene. Other common elastomers are EPDM, Nitrile, Natural Rubber, and elastomers to meet ANSI/NSF-61 and ANSI/NSF-372 specifications.

### 13. What types of materials are available for the backing rings and banding clamps?

ProFlex™ rubber check valves are supplied with 316 stainless steel backing rings and 304 stainless steel clamps as a standard. Other materials are available upon request.

### 14. Can the ProFlex™ 710 be supplied with special flanges or drilling?

Yes, the standard drilling pattern is ANSI 125/150# drilling, other drilling standards such as: ANSI 250/300#, BS-10, DIN NP-10 and DIN NP-16, JIS-5k and JIS-10K are available upon special request.

### 15. Can I install a ProFlex™ rubber check valve near a residential area?

Yes, one of the unique features of the ProFlex™ rubber check valve is the design of the bill section. While the bill will open and allow passage of fluid when head pressure is present, the bill will close and not allow children or animals to crawl inside when there is no head pressure.

Since the ProFlex™ rubber check valve is manufactured entirely of rubber compounds there is no chance of loud banging which is commonly heard from flap type valves.

### 16. Can I use a ProFlex™ rubber check valve in winter conditions?

Yes, as in any installation the ProFlex™ rubber check valve will not be hindered by winter or sub-zero installations. If the valve is installed in a running water application the valve will continue to operate satisfactorily, due to the elastomers unique chemical makeup. If unusual circumstances occur the ProFlex™ rubber check valve will freeze without any damage and will return to operation upon thaw.

### 17. Will the ProFlex™ rubber check valve operate if buried in sand or sediment?

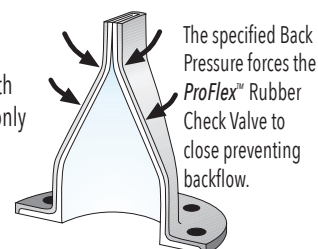
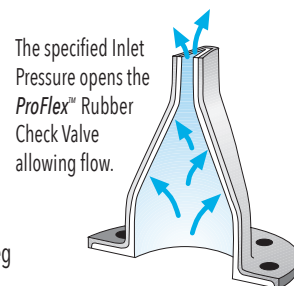
In normal conditions the discharge flow will create a small flow pattern which will then be followed by the flow velocity of the media. This velocity will flush the rest of the sediment away from the valve opening. This has been found to be unique only to the straight bill design as supplied by Proco.

### 18. What is the maximum temperature that the ProFlex™ rubber check valve can handle?

Temperature can range from - 65 Deg to +400 Deg depending on the specified elastomer.

### 19. What is the life expectancy of the ProFlex™ Rubber check valves?

All of the ProFlex™ valves are manufactured with the highest grade of elastomers, which commonly are known to supply 35-50 years of service life.







(800) 344-3246  
sales@procoproducts.com



**PROCO**  
PROCO PRODUCTS, INC.

Toll-Free Phone: (800) 344-3246

Facsimile: (209) 943-0242

(209) 943-6088

email: [sales@procoproducts.com](mailto:sales@procoproducts.com)

website: <http://www.procoproducts.com>

2431 North Wigwam Dr. (95205)  
P.O. Box 590 • Stockton, CA  
95201-0590 • USA

**NATIONWIDE AND CANADA**

**INTERNATIONAL**



American Water Works  
Association



**FLUID SEALING**  
ASSOCIATION

**NAHAD**  
CHARTER  
Listed Member  
SAFETY • QUALITY • RELIABILITY



CERTIFIED  
HEALTH EFFECTS  
US-CA  
MH47689

**ANSI**  
American National Standards Institute  
MEMBER



**Water Environment  
Federation®**  
*Preserving & Enhancing  
the Global Water Environment*  
MEMBER



**REPRESENTED BY:**