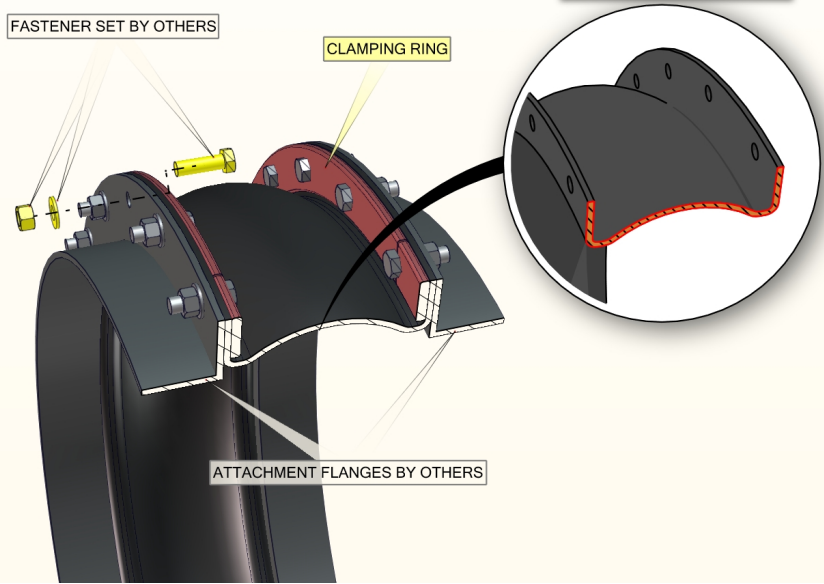


STYLE 540 W-DESIGN
DUCT CONNECTOR FOR
MAXIMUM MOVEMENTS

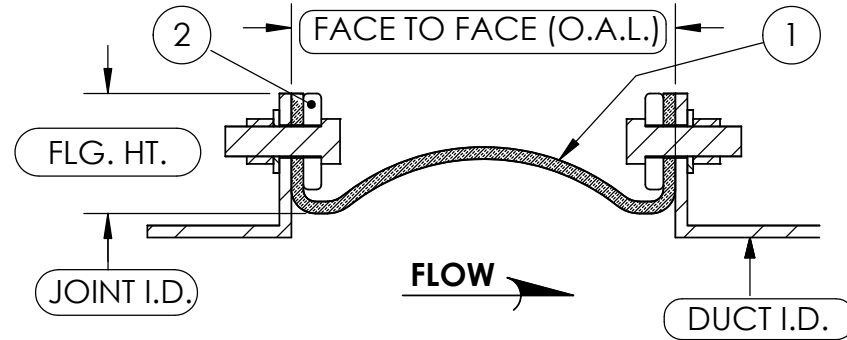
FASTENER SET BY OTHERS

CLAMPING RING

ATTACHMENT FLANGES BY OTHERS



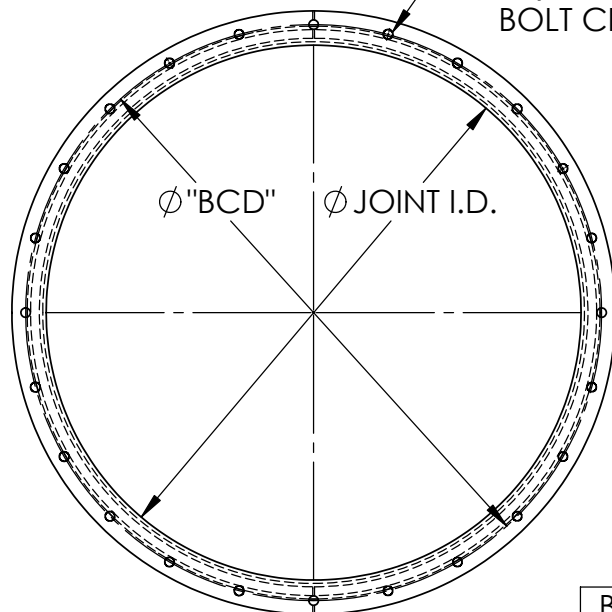
BILL OF MATERIALS				
ITEM NO	COMPONENT	DESCRIPTION	QTY.	MATERIAL
1	JOINT ELEMENT	1/4" NO M. THIC KNESS	1	
2	CLAMPING RING	3/8" THIC K X 2" WIDE	2	



TYPICAL CROSS SECTION

GENERAL DIMENSIONS	
JOINT I.D.	
FLANGE HEIGHT	3"
FACE TO FACE (O.A.L.)	
DUCT I.D.	

"N" HOLES, "D" DIAMETER
EQUALLY SPACED ON
BOLT CIRCLE DIA. (BCD)



TYPICAL END VIEW
BOLT PATTERN LAYOUT

BOLT HOLE TABLE

"BCD"	
"N"	
ϕ "D"	

DRAWING IS NOT TO SCALE

TEMPERATURE		PRESSURE	
COMPRESSION	EXTENSION	LATERAL	



**STYLE 540 W-DESIGN
ROUND DUCT CONNECTOR**

CUSTOMER	
TAG NO.	QTY
DWG. NO.	REV -